

**UTILITIES DIVISION LAND DEVELOPMENT DIVISION**  
**SYSTEM ACCEPTANCE FISCAL INFORMATION SHEET**  
(Auditing submittal with supporting documentation after Board acceptance of systems)

**PROJECT INFORMATION**

Project Name:	Bimini Bay Townhomes		
County Project DMS #	LDRES-2022-80	PCUMD Project #	2022-50-20-0
Developer Name:	Stanley Martin Homes, LLC		
Developer Address:	4700 Millenia Blvd. Suite 290		
	Orlando, FL 32839		
Contact Person & Phone No.	John F. Ogden (407) 416-5317		
SYSTEM(S) ACCEPTED BY UTILITIES DIVISION			
Wastewater:	X	Reclaimed Water:	
		Potable Water:	X
Commencement Date of County Operation of System(s):			10/30/24
Date of Acceptance by Board of County Commissioners:			01/21/25

**SYSTEM VALUE AND REIMBURSEMENT INFORMATION**

System Value			
	On Site	Off Site	
Wastewater* Reclaimed Water*	\$310,830.17	\$0.00	\$310,830.17
Potable Water*	\$158,198.66	\$0.00	\$158,198.66
Land**	\$0.00	\$0.00	
<b>Total system value</b>			<b>\$469,028.83</b>
Cash Payment by Developer to County			
Reimbursements			
From wastewater connection fees			\$0.00
From reclaimed water connection fees			\$0.00
From potable water connection fees			\$0.00
Total connection fee reimbursement			\$0.00
Cash for wastewater improvements***			\$0.00
Cash for reclaimed water improvements***			\$0.00
Cash for potable water improvements***			\$0.00
Cash for land***			\$0.00
Total cash reimbursement***			\$0.00
Summary of System Value and Reimbursements			\$0.00
Total system value			\$469,028.83
Total connection fee reimbursement			\$0.00
Total cash reimbursement			
<b>System contribution value****</b>			<b>\$469,028.83</b>

\*In accordance with construction schedule of values

\*\*In accordance with Property Appraiser records if land not purchased

\*\*\*Paid upon system acceptance by Board and invoice approval by Auditor to Board

\*\*\*\*Total system value less total connection fee and cash reimbursements

**SUPPORTING DOCUMENTATION**

Documents	Applicable	Attached
Developer's Letter of Dedication	X	X
Engineer's Certificate of Certification	X	X
Contractor's Letter of Certification	X	X
Construction schedule of values (water, wastewater and/or reclaimed water)	X	X
Copy of New Development Information Sheet	X	X
Final Inspector's Letter	X	X
Agenda item accepting system(s)	X	X
Original Developer's Affidavit of Costs*	NA	NA
Original Contractor's Affidavit of Charges*	NA	NA
Copy of agreement with developer, if applicable*	NA	NA
*Applicable only if agreement exists	NA	NA

Prepared by: Chrissy Irons

Date: 12/30/24

**CHAPTER 2**

**DEVELOPMENT COORDINATION**

**Section 250-E**

**Engineer of Record's Letter of Certification**

Project: Bimini Bay Townhomes

PCU Project No.: LDRES-2022-80

I, as ENGINEER OF RECORD for the above subject project, hereby certify to PCU that all applicable water, wastewater, and/or reclaimed water systems constructed as part of, and in conjunction with the subject project are completed in conformance with the Construction Plans as approved by PCU and all State of Florida construction permit conditions. These utility systems are complete, functional, ready to be placed into operation to provide service to the public, and ready for PCU acceptance, ownership, operation, and maintenance responsibility.

The Record Drawings accurately reflect all utility system information, to include: each and every water, wastewater, and reclaimed water service, tap, clean-out, valve, fire hydrant, fitting, casing, and pipe referenced either from at least two fixed and easily found reference points (e.g., property corners, manhole lids, valve covers, etc.) or by the use of stations and offsets from the center of wastewater manholes or inline valves, as applicable. Depths, material specifications, and sizes of pipes, valves, and fittings are indicated on the Record Drawings. Lot numbers, street names, locations of easements, property boundaries, etc. are shown on the Record Drawings and are consistent with the approved Recorded Plat. Horizontal dimensions and distances shown are within 0.1 foot accuracy. Vertical dimensions, elevations, and distances are within 0.1 foot accuracy.

Engineer's Signature: *Jason A. Alligood* Date: 8/9/24

Engineer's Typed Name: Jason A. Alligood

Florida P. E. Registration Number: 71103


Engineer's Firm Name: Kimley-Horn and Assoc. Inc

Engineer's Mailing Address:  
109 S Kentucky Avenue  
Lakeland Florida 33801

Engineer's Physical Address:  
109 S Kentucky Avenue  
Lakeland Florida 33801

Telephone Number: 863-701-8702

Fax Number: \_\_\_\_\_



JASON A. ALLIGOOD, P.E., STATE OF FLORIDA, PROFESSIONAL ENGINEER, LICENSE NO. 71103  
THIS ITEM HAS BEEN DIGITALLY SIGNED AND SEALED BY JASON A. ALLIGOOD, P.E. ON THE DATE ADJACENT TO THE SEAL.

PRINTED COPIES OF THIS DOCUMENT ARE NOT CONSIDERED SIGNED AND SEALED AND THE SIGNATURE MUST BE VERIFIED ON ANY ELECTRONIC COPIES.

**CHAPTER 2**

**DEVELOPMENT COORDINATION**

**Section 250-F**

**Contractor's Letter of Certification**

Project: Bimini Bay Townhomes

PCU Project No.: LDRES-2022-80

I, as the CONTRACTOR for the above subject project, hereby certify to PCU that the Water , wastewater , and/or reclaimed water  system (check all that apply) constructed as part of, and in conjunction with the above subject project are completed and in conformance with the Construction Plans approved by PCU, and State of Florida construction permit conditions. These utility systems are complete, functional, ready to be placed into operation to provide service to the public, and ready for County acceptance for PCU to take ownership, operation, and maintenance responsibility.

The Record Drawings accurately reflect all utility system information, to include: each and every water, wastewater, and reclaimed water service, tap, clean-out, valve, fire hydrant, fitting, casing, and pipe referenced either from at least two fixed and easily found reference points (e.g., property corners, manhole lids, valve lids, etc.) or by the use of stations and offsets from the center of wastewater manholes or inline valves, as applicable. Depths, material specifications, and sizes of pipes, valves, and fittings are indicated on the Record Drawings. Lot numbers, street names, locations of easements, property boundaries, etc. are shown on the Record Drawings and are consistent with the approved Recorded Plat. Horizontal dimensions and distances shown are within 0.1 foot accuracy. Vertical dimensions, elevations, and distances are within 0.1 foot accuracy.

All construction materials and workmanship is warranted for one (1) calendar year from the date of acceptance by the Board of County Commissioners.

Vincent K Jensen  
Contractor's Signature

Date: 08/01/2024

Contractor's Typed Name: Vincent K Jensen

Florida License Number: CUC1224138

Contractor's Firm Name: VK Jensen Enterprises, Inc.

Contractor's Mailing Address:  
PO Box 701321  
Saint Cloud, FL 34770

Contractor's Physical Address:  
3600 Rambler Avenue  
Saint Cloud, FL 34772

Telephone Number: 321-624-8022

Fax Number: N/A

**LDRES-2022-80**

County Engineer.

---

Signed


SEAL

**C. *Subdivider's Guarantee***


Prior to plat approval and at the time of final acceptance of improvements by the County, the subdivider shall provide the following subdivider's guarantee:

**SUBDIVIDER'S GUARANTEE**

This is to certify that I guarantee all work referred to in the foregoing Engineer's Certificate and I will be responsible for correcting any construction, design, or material defects or failures for a period of one (1) year from the date of final acceptance of the road and drainage improvements by the Polk County Board of Commissioners.

Signed 

CORPORATE SEAL



Notary Public State of Florida  
C. Melissa Henry  
My Commission HH 065072  
Expires 11/18/2024

**D. *Special Conditions***

If the County Engineer determines that special conditions encountered during design or construction make normal inspection and testing insufficient to assure structural integrity, the time period for which a guarantee security must remain in force may be extended to a maximum of five years from date of acceptance of plat improvements if:

1. Marginal soils are used in construction.
2. Application of geotextile material precludes the removal of unsuitable material.
3. Construction practices result from experimental design concepts.

**Section 809 Final Plat Approval and Recording**

**A. *Approval***

Upon recommendation of the final plat by County staff, the BoCC may approve or disapprove the final plat and any legal instruments.

**CHAPTER 2                      DEVELOPMENT COORDINATION                      Section 250-D**

**Developer's Letter of Dedication & Statement of Warranty**

Project: Bimini Bay Townhomes

PCU Project No.: LDRES-2022-80

I, as the DEVELOPER of the above subject project, hereby dedicate to PCU all applicable water, wastewater, and/or reclaimed water systems constructed as part of, and in conjunction with the subject project for ownership, operation, and maintenance responsibility. Further, I certify that all bills relative to this project have been paid, and there are no liens or other encumbrances against the project.

All construction, materials, and workmanship are warranted for one (1) calendar year from the date of acceptance by the Board of County Commissioners.

  
Developer's Signature \_\_\_\_\_ Date: 8/19/24

Developer's Typed Name: John F. Ogden

Developer's Firm Name: Stanley Martin Homes, LLC

Telephone Number: 407-416-5317 Fax Number: \_\_\_\_\_

Developer's Mailing Address: 11710 Plaza America Drive, Suite 1100

Reston, VA 20190

Developer's Physical Address: 4700 Millenia Blvd. Suite 290

Orlando, FL 32839

**CHAPTER 4**

**WATER**

**Section 450-I**

**Water System Schedule of Values**

Date: 12/10/2024

Contractor: VK Jensen Enterprises, Inc.

Project: Bimini Bay Townhomes

PCU Project No.: LDRES-2022-80

Item No.	Item Description	Qty.	Unit	Unit Cost (\$)	Extended Cost (\$)
1	Single Service, Long				
2	Single Service, Short	74	EA	\$1,286.46	\$95,198.15
3	Double Service, Long				
4	Double Service, Short	37	EA	\$1,286.46	\$47,599.08
5	Blow-Off Assembly, Complete				
6	Fire Hydrant Assembly, Complete Including Branch Valve				
7					
8					
9					
10	4" PVC, AWWA C-900, DR 18, Blue				
11	4" DIP, Pressure Class 350, Cement-Lined, Bituminous Coated				
12	4" Gate Valve Assembly, Complete				
13	4" 11 ¼ Degree Bend, DI, C153, Cement-Lined, Bituminous Coated				
14	4" 22 ½ Degree Bend, DI, C153, Cement-Lined, Bituminous Coated				
15	4" 45 Degree Bend, DI, C153, Cement-Lined, Bituminous Coated				
16	4" 90 Degree Bend, DI, C153, Cement-Lined, Bituminous Coated				
17	4" Tee, CI, C153, Cement-Lined, Bituminous Coated				
18	4" Cross, DI, C153, Cement-Lined, Bituminous Coated				
19					
20	4" HDPE				
21					
22	6" PVC, AWWA C-900, DR 18, Blue				
23	6" DIP, Pressure Class 350, Cement-Lined, Bituminous Coated				
24	6" Gate Valve Assembly, Complete				

**CHAPTER 4**

**WATER**

**Section 450-I**

**Water System Schedule of Values**

Item No.	Item Description	Qty.	Unit	Unit Cost (\$)	Extended Cost (\$)
25	6" 11 ¼ Degree Bend, DI, C153, Cement-Lined, Bituminous Coated				
26	6" 22 ½ Degree Bend, DI, C153, Cement-Lined, Bituminous Coated				
27	6" 45 Degree Bend, DI, C153, Cement-Lined, Bituminous Coated				
28	6" 90 Degree Bend, DI, C153, Cement-Lined, Bituminous Coated				
29	6" Tee, DI, C153, Cement-Lined, Bituminous Coated				
30	6" Cross, DI, C153, Cement-Lined, Bituminous Coated				
31					
32	6" HDPE				
33					
34	8" PVC, AWWA C-900, DR 18, Blue	70	LF	\$220.02	\$15,401.43
35	8" DIP, Pressure Class 350 Cement-Lined, Bituminous Coated				
36	8" Gate Valve Assembly, Complete				
37	8" 11 ¼ Degree Bend, DI, C153, Cement-Lined, Bituminous Coated				
38	8" 22 ½ Degree Bend, DI, C153, Cement-Lined, Bituminous Coated				
39	8" 45 Degree Bend, DI, C153, Cement-Lined, Bituminous Coated				
40	8" 90 Degree Bend, DI, C153, Cement-Lined, Bituminous Coated				
41	8" Tee, DI, C153, Cement-Lined, Bituminous Coated				
42	8" Cross, DI, C153, Cement-Lined, Bituminous Coated				
43					
44	8" HDPE				
45					
46	10" PVC, AWWA C-900, DR 18, Blue				
47	10" DIP, Pressure Class 350, Cement-Lined, Bituminous Coated				
48	10" Gate Valve Assembly, Complete				
49	10" 11 ¼ Degree Bend, DI, C153, Cement-Lined, Bituminous Coated				

**CHAPTER 4**

**WATER**

**Section 450-I**

**Water System Schedule of Values**

Item No.	Item Description	Qty.	Unit	Unit Cost (\$)	Extended Cost (\$)
50	10" 22 1/2 Degree Bend, DI, C153, Cement-Lined, Bituminous Coated				
51	10" 45 Degree Bend, DI, C153, Cement-Lined, Bituminous Coated				
52	10" 90 Degree Bend, DI, C153, Cement-Lined, Bituminous Coated				
53	10" Tee, DI, C153, Cement-Lined, Bituminous Coated				
54	10" Cross, DI, C153, Cement-Lined, Bituminous Coated				
55					
56	10" HDPE				
57					
58	12" PVC, AWWA C-900, DR 18, Blue				
59	12" DIP, Pressure Class 350, Cement-Lined, Bituminous Coated				
60	12" Gate Valve Assembly, Complete				
61	12" 11 1/4 Degree Bend, DI, C153, Cement-Lined, Bituminous Coated				
62	12" 22 1/2 Degree Bend, DI, C153, Cement-Lined, Bituminous Coated				
63	12" 45 Degree Bend, DI, C153, Cement-Lined, Bituminous Coated				
64	12" 90 Degree Bend, DI, C153, Cement-Lined, Bituminous Coated				
65	12" Tee, DI, C153 Cement-Lined, Bituminous Coated				
66	12" Cross, DI, C153, Cement-Lined, Bituminous Coated				
67					
68	12" HDPE				
69					
70	16" PVC, AWWA C-905, DR 25, Blue				
71	16" DIP, Pressure Class 350, Cement-Lined, Bituminous Coated				
72	16" Gate Valve Assembly, Complete				
73	16" 11 1/4 Degree Bend, DI, C153, Cement-Lined, Bituminous Coated				
74	16" 22 1/2 Degree Bend, DI, C153, Cement-Lined, Bituminous Coated				

**CHAPTER 4**

**WATER**

**Section 450-I**

**Water System Schedule of Values**

Item No.	Item Description	Qty.	Unit	Unit Cost (\$)	Extended Cost (\$)
75	16" 45 Degree Bend, DI, C153, Cement-Lined, Bituminous Coated				
76	16" 90 Degree Bend, DI, C153, Cement-Lined, Bituminous Coated				
77	16" Tee, DI, C153 Cement-Lined, Bituminous Coated				
78	16" Cross, DI, C153, Cement-Lined, Bituminous Coated				
79					
80	16" HDPE				
81					
82					
83					
84	18" PVC, AWWA C-905, DR 25, Blue				
85	18" DIP, Pressure Class 350, Cement-Lined, Bituminous Coated				
86	18" Gate Valve Assembly, Complete				
87	18" 11 ¼ Degree Bend, DI, C153, Cement-Lined, Bituminous Coated				
88	18" 22 ½ Degree Bend, DI, C153, Cement-Lined, Bituminous Coated				
89	18" 45 Degree Bend, DI, C153, Cement-Lined, Bituminous Coated				
90	18" 90 Degree Bend, DI, C153, Cement-Lined, Bituminous Coated				
91	18" Tee, DI, C153 Cement-Lined, Bituminous Coated				
92	18" Cross, DI, C153, Cement-Lined, Bituminous Coated				
93					
94	18" HDPE				
95					
96					
97					

Total Constructed Value: \$ \$158,198.66

Reviewer:

Date: 12/10/2024

Comments

**CHAPTER 5**

**WASTEWATER**

**Section 550-J**

**Wastewater System Schedule of Values**

Date: 12/10/2024

Contractor: VK Jensen Enterprises, Inc.

Project: Bimini Bay Townhomes

PCU Project No.: LDRES-2022-80

Item No.	Item Description	Qty.	Unit	Unit Cost (\$)	Extended Cost (\$)
1	Single Service, Long				
2	Single Service, Short				
3	Double Service, Long				
4	Double Service, Short	74	EA	\$4,200.41	\$310,830.17
5	8" PVC, SDR-26, 0'-6' deep				
6	8" PVC, SDR-26, 6'-8' deep				
7	8" PVC, SDR-26, 8'-10' deep				
8	8" PVC, SDR-26, 10'-12' deep				
9	8" PVC, SDR-26, 12'-14' deep				
10	8" PVC, SDR-26, 14'-16' deep				
11	10" PVC, SDR-26, 0'-6' deep				
12	10" PVC, SDR-26, 6'-8' deep				
13	10" PVC, SDR-26, 8'-10' deep				
14	10" PVC, SDR-26, 10'-12' deep				
15	10" PVC, SDR-26, 12'-14' deep				
16	10" PVC, SDR-26, 14'-16' deep				
17	12" PVC, SDR-26, 0'-6' deep				
18	12" PVC, SDR-26, 6'-8' deep				
19	12" PVC, SDR-26, 8'-10' deep				
20	12" PVC, SDR-26, 10'-12' deep				
21	12" PVC, SDR-26, 12'-14' deep				
22	12" PVC, SDR-26, 14'-16' deep				
23	15" PVC, SDR-26, 0'-6' deep				
24	15" PVC, SDR-26, 6'-8' deep				
25	15" PVC, SDR-26, 8'-10' deep				
26	15" PVC, SDR-26, 10'-12' deep				
27	15" PVC, SDR-26, 12'-14' deep				
28	15" PVC, SDR-26, 14'-16' deep				
29	Standard Precast Manhole with Ring and Cover, 0'-6' deep				

**CHAPTER 5**

**WATER**

**Section 550-J**

**Wastewater System Schedule of Values**

Item No.	Item Description	Qty.	Unit	Unit Cost (\$)	Extended Cost (\$)
30	Standard Precast Manhole with Ring and Cover, 6'-8' deep				
31	Standard Precast Manhole with Ring and Cover, 8'-10' deep				
32	Standard Precast Manhole with Ring and Cover, 10'-12' deep				
33	Standard Precast Manhole with Ring and Cover, 12'-14' deep				
34	Standard Precast Manhole with Ring and Cover, 14'-16' deep				
35	Pump Station, Duplex Complete				
36	Pump Station, Triplex Complete				
37	Standby Generator Set				
38	Odor Control System				
39					
40					
41	4" PVC, AWWA C-900, DR 18, Green				
42	4' DIP, Pressure Class 350, Epoxy-Lined, Bituminous Coated				
43	4" Gate Valve Assembly, Complete				
44	4" 11 ¼ Degree Bend, DI, C153, Epoxy-Lined, Bituminous Coated				
45	4" 22 ½ Degree Bend, DI, C153, Epoxy-Lined, Bituminous Coated				
46	4" 45 Degree Bend, DI, C153, Epoxy-Lined, Bituminous Coated				
47	4" 90 Degree Bend, DI, C153, Epoxy-Lined, Bituminous Coated				
48	4" Tee, DI, C153, Epoxy-Lined, Bituminous Coated				
49	4" Cross, DI, C153, Epoxy-Lined, Bituminous Coated				
50					
51	4" HDPE				
52					

**CHAPTER 5**

**WATER**

**Section 550-J**

**Wastewater System Schedule of Values**

Item No.	Item Description	Qty.	Unit	Unit Cost (\$)	Extended Cost (\$)
53	6" PVC, AWWA C-900, DR 18, Green				
54	6" DIP, Pressure Class 350, Epoxy-Lined, Bituminous Coated				
55	6" Gate Valve Assembly, Complete				
56	6" 11 ¼ Degree Bend, DI, C153, Epoxy-Lined, Bituminous Coated				
57	6" 22 ½ Degree Bend, DI, C153, Epoxy-Lined, Bituminous Coated				
58	6" 45 Degree Bend, DI, C153 Epoxy-Lined, Bituminous Coated				
59	6" 90 Degree Bend, DI, C153, Epoxy-Lined, Bituminous Coated				
60	6" Tee, DI, C153, Epoxy-Lined, Bituminous Coated				
61	6" Cross, DI, C153, Epoxy-Lined, Bituminous Coated				
62					
63	6" HDPE				
64					
65	8" PVC, AWWA C-900, DR 18, Green				
66	8" DIP, Pressure Class 350 Epoxy-Lined, Bituminous Coated				
67	8" Gate Valve Assembly, Complete				
68	8" 11 ¼ Degree Bend, DI, C153, Epoxy-Lined, Bituminous Coated				
69	8" 22 ½ Degree Bend, DI, C153, Epoxy-Lined, Bituminous Coated				
70	8" 45 Degree Bend, DI, C153, Epoxy-Lined, Bituminous Coated				
71	8" 90 Degree Bend, DI, C153, Epoxy-Lined, Bituminous Coated				
72	8" Tee, DI, C153, Epoxy-Lined, Bituminous Coated				

**CHAPTER 5**

**WATER**

**Section 550-J**

**Wastewater System Schedule of Values**

Item No.	Item Description	Qty.	Unit	Unit Cost (\$)	Extended Cost (\$)
73	8" Cross, DI, C153, Epoxy-Lined, Bituminous Coated				
74					
75	8" HDPE				
76					
77	10" PVC, AWWA C-900, DR 18, Green				
78	10" DIP, Pressure Class 350 Epoxy-Lined, Bituminous Coated				
79	10" Gate Valve Assembly, Complete				
80	10" 11 ¼ Degree Bend, DI, C153, Epoxy-Lined, Bituminous Coated				
81	10" 22 ½ Degree Bend, DI, C153, Epoxy-Lined, Bituminous Coated				
82	10" 45 Degree Bend, DI, C153, Epoxy-Lined, Bituminous Coated				
83	10" 90 Degree Bend, DI, C153, Epoxy-Lined, Bituminous Coated				
84	10" Tee, DI, C153, Epoxy-Lined, Bituminous Coated				
85	10" Cross, DI, C153, Epoxy-Lined, Bituminous Coated				
86					
87	10" HDPE				
88					
89	12" PVC, AWWA C-900, DR 18, Green				
90	12" DIP, Pressure Class 350 Epoxy-Lined, Bituminous Coated				
91	12" Gate Valve Assembly, Complete				
92	12" 11 ¼ Degree Bend, DI, C153, Epoxy-Lined, Bituminous Coated				

**CHAPTER 5**

**WATER**

**Section 550-J**

**Wastewater System Schedule of Values**

Item No.	Item Description	Qty.	Unit	Unit Cost (\$)	Extended Cost (\$)
93	12" 22 1/2 Degree Bend, DI, C153, Epoxy-Lined, Bituminous Coated				
94	12" 45 Degree Bend, DI, C153, Epoxy-Lined, Bituminous Coated				
95	12" 90 Degree Bend, DI, C153, Epoxy-Lined, Bituminous Coated				
96	12" Tee, DI, C153, Epoxy-Lined, Bituminous Coated				
97	12" Cross, DI, C153, Epoxy-Lined, Bituminous Coated				
98					
99	12" HDPE				

Total Constructed Value: \$ \$310,830.17

Reviewer:

Date: 12/10/24

Comments



330 West Church Street  
PO Box 9005 • Drawer GM03  
Bartow, Florida 33831-9005

PHONE: 863-534-6792  
FAX: 863-534-6407  
[www.polk-county.net](http://www.polk-county.net)

---

**LAND DEVELOPMENT DIVISION**

MEMORANDUM

**To:** Chrissy Irons, Development Coordinator II

**From:** Tobias Holton, Inspector

**Project Name:** Bimini Bay Townhomes

**Project #:** LDRES-2022-80

**DATE:** 10/30/2024

The Inspector of Record has made a final review of the above-mentioned project. As a result of inspections, test results, and general site observations, I certify that the project is complete and represents reasonable compliance with the intent of the plans designed by the Engineer of Record and approved by the Polk County Land Development Division. The exact field locations and elevations of the storm water, potable water, wastewater, and reclaimed water systems are not guaranteed nor certified by the inspector.

It is the Contractor and Engineer of Record's responsibility to furnish the Polk County Land Development Division with Record Drawings and other final closeout documentation, as required by the Land Development Code and the Utility Standards and Specifications Manual, for final review and approval of the completed project before release of C.O.'s.

Should you have any further questions in the matter, please call (863) 534-6449.