

UTILITIES DIVISION LAND DEVELOPMENT DIVISION
SYSTEM ACCEPTANCE FISCAL INFORMATION SHEET
(Auditing submittal with supporting documentation after Board acceptance of systems)

PROJECT INFORMATION

Project Name:	Myrtlebrook Preserve	
County Project DMS #	LDRES-2023-53	PCUMD Project # 2023-18-30-0
Developer Name:	Clayton Properties Group, Inc.	
Developer Address:	3020 South Florida Avenue, Suite 101 Lakeland, FL 33803	
Contact Person & Phone No.	Brian Walsh 863-619-7103	
SYSTEM(S) ACCEPTED BY UTILITIES DIVISION		
Wastewater:	X	Reclaimed Water: X
Potable Water:		X
Commencement Date of County Operation of System(s):		02/17/26
Date of Acceptance by Board of County Commissioners:		07/07/26

SYSTEM VALUE AND REIMBURSEMENT INFORMATION

	System Value		
	On Site	Off Site	
Wastewater* Reclaimed	\$1,086,939.00	\$0.00	\$1,086,939.00
Water* Potable Water*	\$240,205.18 \$300,553.83	\$0.00 \$0.00	\$240,205.18 \$300,553.83
Land**	\$0.00	\$0.00	
Total system value			\$1,627,698.01
Cash Payment by Developer to County			
Reimbursements			
From wastewater connection fees			\$0.00
From reclaimed water connection fees			\$0.00
From potable water connection fees			\$0.00
Total connection fee reimbursement			\$0.00
Cash for wastewater improvements***			\$0.00
Cash for reclaimed water improvements***			\$0.00
Cash for potable water improvements***			\$0.00
Cash for land***			\$0.00
Total cash reimbursement***			\$0.00
Summary of System Value and Reimbursements			\$0.00
Total system value			\$1,627,698.01
Total connection fee reimbursement			\$0.00
Total cash reimbursement			\$0.00
System contribution value****			\$1,627,698.01

*In accordance with construction schedule of values

**In accordance with Property Appraiser records if land not purchased

***Paid upon system acceptance by Board and invoice approval by Auditor to Board

****Total system value less total connection fee and cash reimbursements

SUPPORTING DOCUMENTATION

Documents	Applicable	Attached
Developer's Letter of Dedication	X	X
Engineer's Certificate of Certification	X	X
Contractor's Letter of Certification	X	X
Construction schedule of values (water, wastewater and/or reclaimed water)	X	X
Copy of New Development Information Sheet	X	X
Final Inspector's Letter	X	X
Agenda item accepting system(s)	X	X
Original Developer's Affidavit of Costs*	NA	NA
Original Contractor's Affidavit of Charges*	NA	NA
Copy of agreement with developer, if applicable*	NA	NA
*Applicable only if agreement exists	NA	NA

Prepared by: Chrissy Irons

Date: 06/16/26

CHAPTER 2

DEVELOPMENT COORDINATION


Section 250-E

Engineer of Record's Letter of Certification

Project: Myrtlebrook Preserve
PCU Project No.: LDRES-2023-53

I, as ENGINEER OF RECORD for the above subject project, hereby certify to PCU that all applicable water, wastewater, and/or reclaimed water systems constructed as part of, and in conjunction with the subject project are completed in conformance with the Construction Plans as approved by PCU and all State of Florida construction permit conditions. These utility systems are complete, functional, ready to be placed into operation to provide service to the public, and ready for PCU acceptance, ownership, operation, and maintenance responsibility.

The Record Drawings accurately reflect all utility system information, to include: each and every water, wastewater, and reclaimed water service, tap, clean-out, valve, fire hydrant, fitting, casing, and pipe referenced either from at least two fixed and easily found reference points (e.g., property corners, manhole lids, valve covers, etc.) or by the use of stations and offsets from the center of wastewater manholes or inline valves, as applicable. Depths, material specifications, and sizes of pipes, valves, and fittings are indicated on the Record Drawings. Lot numbers, street names, locations of easements, property boundaries, etc. are shown on the Record Drawings and are consistent with the approved Recorded Plat. Horizontal dimensions and distances shown are within 0.1 foot accuracy. Vertical dimensions, elevations, and distances are within 0.1 foot accuracy.

 1-8-20 84128
Engineer's Signature Date Florida P. E. Registration Number

John R. Bannon WOOD ASSOCIATES ENGINEERS, LLC
Engineer's typed Name Engineer's Firm Name

1925 Bartow Road Suite 100

Lakeland, FL 33801
Engineer's Physical Address


1925 Bartow Road Suite 100

Lakeland, FL 33801
Engineer's Mailing Address

863-940-2040

Telephone Number

Fax Number



CHAPTER 2

DEVELOPMENT COORDINATION

Section 250-F


Contractor's Letter of Certification

Project: Myrtlebrook Preserve
PCU Project No.: LDRES-2023-53

I, as the CONTRACTOR for the above subject project, hereby certify to PCU that the water X, wastewater X, and/or reclaimed water X system (check all that apply) constructed as part of, and in conjunction with the above subject project are completed and in conformance with the Construction Plans approved by PCU, and State of Florida construction permit conditions. These utility systems are complete, functional, ready to be placed into operation to provide service to the public, and ready for County acceptance for PCU to take ownership, operation, and maintenance responsibility.

The Record Drawings accurately reflect all utility system information, to include: each and every water, wastewater, and reclaimed water service, tap, clean-out, valve, fire hydrant, fitting, casing, and pipe referenced either from at least two fixed and easily found reference points (e.g., property corners, manhole lids, valve lids, etc.) or by the use of stations and offsets from the center of wastewater manholes or inline valves, as applicable. Depths, material specifications, and sizes of pipes, valves, and fittings are indicated on the Record Drawings. Lot numbers, street names, locations of easements, property boundaries, etc. are shown on the Record Drawings and are consistent with the approved Recorded Plat. Horizontal dimensions and distances shown are within 0.1 foot accuracy. Vertical dimensions, elevations, and distances are within 0.1 foot accuracy.

All construction materials and workmanship is warranted for one (1) calendar year from the date of acceptance by the Board of County Commissioners.

	<u>1/8/2026</u>	<u>CGC1524622</u>
Contractor's Signature	Date	Florida License Number
<u>Tiger Contracting</u>		<u>Tiger Contracting</u>
Contractor's Typed Name		Contractor's Firm Name
<u>2830 Drane Field Road</u>		<u>2830 Drane Field Road</u>
<u>Lakeland, FL 33811</u>		<u>Lakeland, FL 33811</u>
Contractor's Physical Address		Contractor's Mailing Address
<u>863-513-8295</u>		
Telephone Number		
<u></u>		
Fax Number		

CHAPTER 2

DEVELOPMENT COORDINATION

Section 250-D

Developer's Letter of Dedication & Statement of Warranty

Project: Myrtlebrook Preserve
PCU Project No.: LDRES-2023-53

I, as the DEVELOPER of the above subject project, hereby dedicate to PCU all applicable water, wastewater, and/or reclaimed water systems constructed as part of, and in conjunction with the subject project for ownership, operation, and maintenance responsibility. Further, I certify that all bills relative to this project have been paid, and there are no liens or other encumbrances against the project.

All construction, materials, and workmanship are warranted for one (1) calendar year from the date of acceptance by the Board of County Commissioners.

 1/8/26 Clayton Properties Group, Inc.
Developer's Signature Date Developer's Firm Name

Brian Walsh, AS ASSE SGT. (863) 619-7103
Developer's Typed Name Telephone Number Fax Number

3020 South Florida Avenue Suite 101
Lakeland, FL 33803
Developer's Mailing Address

3020 South Florida Avenue Suite 101
Lakeland, FL 33803
Developer's Physical Address

CHAPTER 4

WATER

Section 450-I

Water System Schedule of Values

Date: 3/31/25

Contractor: Tiger Contracting, LLC

Project: Myrtlebrook Preserve

PCU Project No.: LDRES-2023-53

Item No.	Item Description	Qty.	Unit	Unit Cost (\$)	Extended Cost (\$)
1	Single Service, Long	14	EA	1,060.67	14,849.38
2	Single Service, Short	10	EA	1,060.67	10,606.70
3	Double Service, Long	15	EA	1,712.27	25,684.05
4	Double Service, Short	12	EA	1,712.27	20,547.24
5	Blow-Off Assembly, Complete	2	EA	1,359.88	2,719.76
6	Fire Hydrant Assembly, Complete Including Branch Valve	4	EA	6,941.47	27,765.88
7					
8					
9					
10	4" PVC, AWWA C-900, DR 18, Blue				
11	4" DIP, Pressure Class 350, Cement-Lined, Bituminous Coated				
12	4" Gate Valve Assembly, Complete				
13	4" 11 ¼ Degree Bend, DI, C153, Cement-Lined, Bituminous Coated				
14	4" 22 ½ Degree Bend, DI, C153, Cement-Lined, Bituminous Coated				
15	4" 45 Degree Bend, DI, C153, Cement-Lined, Bituminous Coated				
16	4" 90 Degree Bend, DI, C153, Cement-Lined, Bituminous Coated				
17	4" Tee, CI, C153, Cement-Lined, Bituminous Coated				
18	4" Cross, DI, C153, Cement-Lined, Bituminous Coated				
19					
20	4" HDPE				
21	6" Conflicts	5	EA	1,790.86	8,954.30
22	6" PVC, AWWA C-900, DR 18, Blue	2,420	LF	31.77	76,883.40
23	6" DIP, Pressure Class 350, Cement-Lined, Bituminous Coated				
24	6" Gate Valve Assembly, Complete	8	EA	1,810.81	14,486.48

CHAPTER 4

WATER

Section 450-I

Water System Schedule of Values

Item No.	Item Description	Qty.	Unit	Unit Cost (\$)	Extended Cost (\$)
25	6" 11 ¼ Degree Bend, DI, C153, Cement-Lined, Bituminous Coated				
26	6" 22 ½ Degree Bend, DI, C153, Cement-Lined, Bituminous Coated				
27	6" 45 Degree Bend, DI, C153, Cement-Lined, Bituminous Coated				
28	6" 90 Degree Bend, DI, C153, Cement-Lined, Bituminous Coated				
29	6" Tee, DI, C153, Cement-Lined, Bituminous Coated				
30	6" Cross, DI, C153, Cement-Lined, Bituminous Coated				
31					
32	6" HDPE				
33	8" Conflicts	3	EA	2,099.66	6,298.98
34	8" PVC, AWWA C-900, DR 18, Blue	1,260	LF	44.25	55,755.00
35	8" DIP, Pressure Class 350 Cement-Lined, Bituminous Coated				
36	8" Gate Valve Assembly, Complete	7	EA	2,484.87	17,394.09
37	8" 11 ¼ Degree Bend, DI, C153, Cement-Lined, Bituminous Coated				
38	8" 22 ½ Degree Bend, DI, C153, Cement-Lined, Bituminous Coated				
39	8" 45 Degree Bend, DI, C153, Cement-Lined, Bituminous Coated				
40	8" 90 Degree Bend, DI, C153, Cement-Lined, Bituminous Coated				
41	8" Tee, DI, C153, Cement-Lined, Bituminous Coated				
42	8" Cross, DI, C153, Cement-Lined, Bituminous Coated				
43	8" x 16 Wet Tap	1	EA	11,063.31	11,063.31
44	8" x 8" Wet Tap	1	EA	7,545.26	7,545.26
45					
46	10" PVC, AWWA C-900, DR 18, Blue				
47	10" DIP, Pressure Class 350, Cement-Lined, Bituminous Coated				
48	10" Gate Valve Assembly, Complete				
49	10" 11 ¼ Degree Bend, DI, C153, Cement-Lined, Bituminous Coated				

CHAPTER 4

WATER

Section 450-I

Water System Schedule of Values

Item No.	Item Description	Qty.	Unit	Unit Cost (\$)	Extended Cost (\$)
50	10" 22 ½ Degree Bend, DI, C153, Cement-Lined, Bituminous Coated				
51	10" 45 Degree Bend, DI, C153, Cement-Lined, Bituminous Coated				
52	10" 90 Degree Bend, DI, C153, Cement-Lined, Bituminous Coated				
53	10" Tee, DI, C153, Cement-Lined, Bituminous Coated				
54	10" Cross, DI, C153, Cement-Lined, Bituminous Coated				
55					
56	10" HDPE				
57					
58	12" PVC, AWWA C-900, DR 18, Blue				
59	12" DIP, Pressure Class 350, Cement-Lined, Bituminous Coated				
60	12" Gate Valve Assembly, Complete				
61	12" 11 ¼ Degree Bend, DI, C153, Cement-Lined, Bituminous Coated				
62	12" 22 ½ Degree Bend, DI, C153, Cement-Lined, Bituminous Coated				
63	12" 45 Degree Bend, DI, C153, Cement-Lined, Bituminous Coated				
64	12" 90 Degree Bend, DI, C153, Cement-Lined, Bituminous Coated				
65	12" Tee, DI, C153 Cement-Lined, Bituminous Coated				
66	12" Cross, DI, C153, Cement-Lined, Bituminous Coated				
67					
68	12" HDPE				
69					
70	16" PVC, AWWA C-905, DR 25, Blue				
71	16" DIP, Pressure Class 350, Cement-Lined, Bituminous Coated				
72	16" Gate Valve Assembly, Complete				
73	16" 11 ¼ Degree Bend, DI, C153, Cement-Lined, Bituminous Coated				
74	16" 22 ½ Degree Bend, DI, C153, Cement-Lined, Bituminous Coated				

CHAPTER 4

WATER

Section 450-I

Water System Schedule of Values

Item No.	Item Description	Qty.	Unit	Unit Cost (\$)	Extended Cost (\$)
75	16" 45 Degree Bend, DI, C153, Cement-Lined, Bituminous Coated				
76	16" 90 Degree Bend, DI, C153, Cement-Lined, Bituminous Coated				
77	16" Tee, DI, C153 Cement-Lined, Bituminous Coated				
78	16" Cross, DI, C153, Cement-Lined, Bituminous Coated				
79					
80	16" HDPE				
81					
82					
83					
84	18" PVC, AWWA C-905, DR 25, Blue				
85	18" DIP, Pressure Class 350, Cement-Lined, Bituminous Coated				
86	18" Gate Valve Assembly, Complete				
87	18" 11 ¼ Degree Bend, DI, C153, Cement-Lined, Bituminous Coated				
88	18" 22 ½ Degree Bend, DI, C153, Cement-Lined, Bituminous Coated				
89	18" 45 Degree Bend, DI, C153, Cement-Lined, Bituminous Coated				
90	18" 90 Degree Bend, DI, C153, Cement-Lined, Bituminous Coated				
91	18" Tee, DI, C153 Cement-Lined, Bituminous Coated				
92	18" Cross, DI, C153, Cement-Lined, Bituminous Coated				
93					
94	18" HDPE				
95					
96					
97					

Total Constructed Value: \$

\$300,553.83

Reviewer:

Date:

Comments



Wood & Associates Engineering, LLC

CHAPTER 6

RECLAIMED WATER

Section 650-F

RECLAIMED WATER SCHEDULE OF VALUES

Date: 3-31-25

Contractor: Tiger Contracting

Project: Myrtlebrook Preserve

PCU Project No.: LDRES-2023-53

Item No.	Item Description	Qty.	Unit	Unit Cost (\$)	Extended Cost (\$)
1	Single Service, Long	5	EA	\$ 1,049.51	\$ 5,247.55
2	Single Service, Short	8	EA	\$ 1,049.51	\$ 8,396.08
3	Double Service, Long	16	EA	\$ 1,656.17	\$ 26,498.72
4	Double Service, Short	17	EA	\$ 1,656.17	\$ 28,154.89
5	Blow-Off Assembly, Complete				
6					
7					
8					
9					
10	4" PVC, AWWA C-900, DR 18, Purple	280	LF	\$ 22.73	\$ 6,364.40
11	4" DIP, Pressure Class 350, Epoxy-Lined, Bituminous Coated				
12	4" Gate Valve Assembly, Complete				
13	4" 11 ¼ Degree Bend, DI, C153, Epoxy-Lined, Bituminous Coated				
14	4" 22 ½ Degree Bend, DI, C153, Epoxy-Lined, Bituminous Coated				
15	4" 45 Degree Bend, DI, C153, Epoxy-Lined, Bituminous Coated				
16	4" 90 Degree Bend, DI, C153, Epoxy-Lined, Bituminous Coated				
17	4" Tee, DI, C153, Epoxy-Lined, Bituminous Coated				
18	4" Cross, DI, C153, Epoxy-Lined, Bituminous Coated				
19					
20	4" HDPE				
21	6" OPEN CUT REPAIR	1	EA	\$ 23,268.91	\$ 23,268.91
22	6" PVC, AWWA C-900, DR 18, Purple	2960	LF	\$ 31.19	\$ 92,322.40

CHAPTER 6

RECLAIMED WATER

Section 650-F

RECLAIMED WATER SCHEDULE OF VALUES

Item No.	Item Description	Qty.	Unit	Unit Cost (\$)	Extended Cost (\$)
23	6" DIP, Pressure Class 350, Epoxy-Lined, Bituminous Coated				
24	6" Gate Valve Assembly, Complete	12	EA	\$ 1,643.91	\$ 19,726.92
25	6" CONFLICTS	13	EA	\$ 1,805.12	\$ 23,466.56
26	6" 22 1/2 Degree Bend, DI, C153, Epoxy-Lined, Bituminous Coated				
27	6" 45 Degree Bend, DI, C153, Epoxy-Lined, Bituminous Coated				
28	6" 90 Degree Bend, DI, C153, Epoxy-Lined, Bituminous Coated				
29	6" Tee, DI, C153, Epoxy-Lined, Bituminous Coated				
30	6" Cross, DI, C153, Epoxy-Lined, Bituminous Coated				
31	6" x 12" Wet Tap	1		\$ 6,758.75	\$ 6,758.75
32	6" HDPE				
33					
34	8" PVC, AWWA C-900, DR 18, Purple				
35	8" DIP, Pressure Class 350, Epoxy-Lined, Bituminous Coated				
36	8" Gate Valve Assembly, Complete				
37	8" 11 1/4 Degree Bend, DI, C153, Epoxy-Lined, Bituminous Coated				
38	8" 22 1/2 Degree Bend, DI, C153, Epoxy-Lined, Bituminous Coated				
39	8" 45 Degree Bend, DI, C153, Epoxy-Lined, Bituminous Coated				
40	8" 90 Degree Bend, DI, C153, Epoxy-Lined, Bituminous Coated				
41	8" Tee, DI, C153, Epoxy-Lined d, Bituminous Coated				
42	8" Cross, DI, C153, Epoxy-Lined, Bituminous Coated				
43					

CHAPTER 6

RECLAIMED WATER

Section 650-F

RECLAIMED WATER SCHEDULE OF VALUES

Item No.	Item Description	Qty.	Unit	Unit Cost (\$)	Extended Cost (\$)
44	8" HDPE				
45					
46	10" PVC, AWWA C-900, DR 18, Purple				
47	10" DIP, Pressure Class 350 Epoxy-Lined, Bituminous Coated				
48	10" Gate Valve Assembly, Complete				
49	10" 11 ¼ Degree Bend, DI, C153, Epoxy-Lined, Bituminous Coated				
50	10" 22 ½ Degree Bend, DI, C153, Epoxy-Lined, Bituminous Coated				
51	10" 45 Degree Bend, DI, C153, Epoxy-Lined, Bituminous Coated				
52	10" 90 Degree Bend, DI, C153, Epoxy-Lined, Bituminous Coated				
53	10" Tee, DI, C153, Epoxy-Lined, Bituminous Coated				
54	10" Cross, DI, C153, Epoxy-Lined, Bituminous Coated				
55					
56	10" HDPE				
57					
58	12" PVC, AWWA C-900, DR 18, Purple				
59	12" DIP, Pressure Class 350, Epoxy-Lined, Bituminous Coated				
60	12" Gate Valve Assembly, Complete				
61	12" 11 ¼ Degree Bend, DI, C153, Epoxy-Lined, Bituminous Coated				
62	12" 22 ½ Degree Bend, DI, C153, Epoxy-Lined, Bituminous Coated				

CHAPTER 6

RECLAIMED WATER

Section 650-F

RECLAIMED WATER SCHEDULE OF VALUES

Item No.	Item Description	Qty.	Unit	Unit Cost (\$)	Extended Cost (\$)
63	12" 45 Degree Bend, DI, C153, Epoxy-Lined, Bituminous Coated				
64	12" 90 Degree Bend, DI, C153, Epoxy-Lined, Bituminous Coated				
65	12" Tee, DI, C153, Epoxy-Lined, Bituminous Coated				
66	12" Cross, DI, C153, Epoxy-Lined, Bituminous Coated				
67					
68	12" HDPE				
69					
70	16" PVC, AWWA C-905, DR 25, Purple				
71	16" DIP, Pressure Class 350, Epoxy-Lined, Bituminous Coated				
72	16" Gate Valve Assembly, Complete				
73	16" 11 ¼ Degree Bend, DI, C153, Epoxy-Lined, Bituminous Coated				
74	16" 22 ½ Degree Bend, DI, C153, Epoxy-Lined, Bituminous Coated				
75	16" 45 Degree Bend, DI, C153, Epoxy-Lined, Bituminous Coated				
76	16" 90 Degree Bend, DI, C153, Epoxy-Lined, Bituminous Coated				
77	16" Tee, DI, C153, Epoxy-Lined, Bituminous Coated				
78	16" Cross, DI, C153, Epoxy-Lined, Bituminous Coated				
79					
80	16" HDPE				

Total Constructed Value: \$ 240,205.18

Reviewer:

Date:

Comments



Wood & Associates Engineering, LLC

CHAPTER 5

WASTEWATER

Section 550-J

Wastewater System Schedule of Values

Date: 3-31-25

Contractor: Tiger Contracting LLC

Project: Myrtlebrook Preserve

PCU Project No.: LDRES-2023-53

Item No.	Item Description	Qty.	Unit	Unit Cost (\$)	Extended Cost (\$)
1	Single Service, Long	13	EA	\$ 1,140.58	\$ 14,827.54
2	Single Service, Short				
3	Double Service, Long	32	EA	\$ 1,679.93	\$ 53,757.76
4	Double Service, Short				
5	8" PVC, SDR-26, 0'-6' deep	448	LF	\$ 38.17	\$ 17,100.16
6	8" PVC, SDR-26, 6'-8' deep	1220	LF	\$ 40.46	\$ 49,361.20
7	8" PVC, SDR-26, 8'-10' deep	1386	LF	\$ 49.67	\$ 68,842.62
8	8" PVC, SDR-26, 10'-12' deep		LF		
9	8" PVC, SDR-26, 12'-14' deep				
10	8" PVC, SDR-26, 14'-16' deep				
11	10" PVC, SDR-26, 0'-6' deep				
12	10" PVC, SDR-26, 6'-8' deep				
13	10" PVC, SDR-26, 8'-10' deep				
14	10" PVC, SDR-26, 10'-12' deep				
15	10" PVC, SDR-26, 12'-14' deep				
16	10" PVC, SDR-26, 14'-16' deep				
17	12" PVC, SDR-26, 0'-6' deep				
18	12" PVC, SDR-26, 6'-8' deep				
19	12" PVC, SDR-26, 8'-10' deep				
20	12" PVC, SDR-26, 10'-12' deep				
21	12" PVC, SDR-26, 12'-14' deep				
22	12" PVC, SDR-26, 14'-16' deep				
23	15" PVC, SDR-26, 0'-6' deep				
24	15" PVC, SDR-26, 6'-8' deep				
25	15" PVC, SDR-26, 8'-10' deep				
26	15" PVC, SDR-26, 10'-12' deep				
27	15" PVC, SDR-26, 12'-14' deep				
28	15" PVC, SDR-26, 14'-16' deep				
29	Standard Precast Manhole with Ring and Cover, 0'-6' deep	3	EA	\$ 5,670.44	\$ 17,011.32

CHAPTER 5

WATER

Section 550-J

Wastewater System Schedule of Values

Item No.	Item Description	Qty.	Unit	Unit Cost (\$)	Extended Cost (\$)
30	Standard Precast Manhole with Ring and Cover, 6'-8' deep	5	EA	\$ 6,463.60	\$ 32,318.00
31	Standard Precast Manhole with Ring and Cover, 8'-10' deep	5	EA	\$ 8,117.78	\$ 40,588.90
32	SANITARY MANHOLE 6-8' LINED	1	EA	\$ 10,571.81	\$ 10,571.81
33	SANITARY MANHOLE 6-8' LINED	1	EA	\$ 17,951.51	\$ 17,951.51
34	Standard Precast Manhole with Ring and Cover, 14'-16' deep				
35	Pump Station, Duplex Complete	1			\$ 654,086.10
36	Pump Station, Triplex Complete				
37	Standby Generator Set				
38	Odor Control System				
39	#57 Bedding Stone	100	TN	\$ 67.75	\$ 6,775.40
40					
41	4" PVC, AWWA C-900, DR 18, Green				
42	4' DIP, Pressure Class 350, Epoxy-Lined, Bituminous Coated				
43	4" Gate Valve Assembly, Complete				
44	4" 11 ¼ Degree Bend, DI, C153, Epoxy-Lined, Bituminous Coated				
45	4" 22 ½ Degree Bend, DI, C153, Epoxy-Lined, Bituminous Coated				
46	4" 45 Degree Bend, DI, C153, Epoxy-Lined, Bituminous Coated				
47	4" 90 Degree Bend, DI, C153, Epoxy-Lined, Bituminous Coated				
48	4" Tee, DI, C153, Epoxy-Lined, Bituminous Coated				
49	4" Cross, DI, C153, Epoxy-Lined, Bituminous Coated				
50					
51	4" HDPE				
52					

CHAPTER 5

WATER

Section 550-J

Wastewater System Schedule of Values

Item No.	Item Description	Qty.	Unit	Unit Cost (\$)	Extended Cost (\$)
53	6" Force main in ROW	40	LF	\$ 45.48	\$ 1,819.20
54	6" Force main in	1140	LF	\$ 35.14	\$ 40,059.60
55	6" Gate Valve Assembly, Complete	1	EA	\$ 1,695.36	\$ 1,695.36
56	6" Force Main Conflict	8	EA	\$ 2,844.42	\$ 22,755.36
57	Open Cut Asphalt for Tie In	190	SY	\$ 122.47	\$ 23,269.30
58	6" 45 Degree Bend, DI, C153 Epoxy-Lined, Bituminous Coated				
59	6" 90 Degree Bend, DI, C153, Epoxy-Lined, Bituminous Coated				
60	6" Tee, DI, C153, Epoxy-Lined, Bituminous Coated				
61	6" Cross, DI, C153, Epoxy-Lined, Bituminous Coated				
62	6" X 18" WET TAP	1	EA	\$ 7,495.24	\$ 7,495.24
63	6" X 6" Wet Tap	1	EA	\$ 6,652.62	\$ 6,652.62
64					
65	8" PVC, AWWA C-900, DR 18, Green				
66	8" DIP, Pressure Class 350 Epoxy-Lined, Bituminous Coated				
67	8" Gate Valve Assembly, Complete				
68	8" 11 ¼ Degree Bend, DI, C153, Epoxy-Lined, Bituminous Coated				
69	8" 22 ½ Degree Bend, DI, C153, Epoxy-Lined, Bituminous Coated				
70	8" 45 Degree Bend, DI, C153, Epoxy-Lined, Bituminous Coated				
71	8" 90 Degree Bend, DI, C153, Epoxy-Lined, Bituminous Coated				
72	8" Tee, DI, C153, Epoxy-Lined, Bituminous Coated				

CHAPTER 5

WATER

Section 550-J

Wastewater System Schedule of Values

Item No.	Item Description	Qty.	Unit	Unit Cost (\$)	Extended Cost (\$)
73	8" Cross, DI, C153, Epoxy-Lined, Bituminous Coated				
74					
75	8" HDPE				
76					
77	10" PVC, AWWA C-900, DR 18, Green				
78	10" DIP, Pressure Class 350 Epoxy-Lined, Bituminous Coated				
79	10" Gate Valve Assembly, Complete				
80	10" 11 ¼ Degree Bend, DI, C153, Epoxy-Lined, Bituminous Coated				
81	10" 22 ½ Degree Bend, DI, C153, Epoxy-Lined, Bituminous Coated				
82	10" 45 Degree Bend, DI, C153, Epoxy-Lined, Bituminous Coated				
83	10" 90 Degree Bend, DI, C153, Epoxy-Lined, Bituminous Coated				
84	10" Tee, DI, C153, Epoxy-Lined, Bituminous Coated				
85	10" Cross, DI, C153, Epoxy-Lined, Bituminous Coated				
86					
87	10" HDPE				
88					
89	12" PVC, AWWA C-900, DR 18, Green				
90	12" DIP, Pressure Class 350 Epoxy-Lined, Bituminous Coated				
91	12" Gate Valve Assembly, Complete				
92	12" 11 ¼ Degree Bend, DI, C153, Epoxy-Lined, Bituminous Coated				

CHAPTER 5

WATER

Section 550-J

Wastewater System Schedule of Values

Item No.	Item Description	Qty.	Unit	Unit Cost (\$)	Extended Cost (\$)
93	12" 22 1/2 Degree Bend, DI, C153, Epoxy-Lined, Bituminous Coated				
94	12" 45 Degree Bend, DI, C153, Epoxy-Lined, Bituminous Coated				
95	12" 90 Degree Bend, DI, C153, Epoxy-Lined, Bituminous Coated				
96	12" Tee, DI, C153, Epoxy-Lined, Bituminous Coated				
97	12" Cross, DI, C153, Epoxy-Lined, Bituminous Coated				
98					
99	12" HDPE				

Total Constructed Value: \$ 1,086,939.00

Reviewer:

Date:

Comments



Wood & Associates Engineering, LLC



330 West Church Street
PO Box 9005 • Drawer GM03
Bartow, Florida 33831-9005

PHONE: 863-534-6792
FAX: 863-534-6407
www.polk-county.net

LAND DEVELOPMENT DIVISION

MEMORANDUM

To: Chrissy Irons, Development Coordinator II

From: Marty Waring, Inspector

Project Name: Myrtlebrook Preserve

Project #: LDRES-2023-53

DATE: 2/17/2026

The Inspector of Record has made a final review of the above-mentioned project. As a result of inspections, test results, and general site observations, I certify that the project is complete and represents reasonable compliance with the intent of the plans designed by the Engineer of Record and approved by the Polk County Land Development Division. The exact field locations and elevations of the storm water, potable water, wastewater, and reclaimed water systems are not guaranteed nor certified by the inspector.

It is the Contractor and Engineer of Record's responsibility to furnish the Polk County Land Development Division with Record Drawings and other final closeout documentation, as required by the Land Development Code and the Utility Standards and Specifications Manual, for final review and approval of the completed project before release of C.O.'s.

Should you have any further questions in the matter, please call (863) 534-6449.